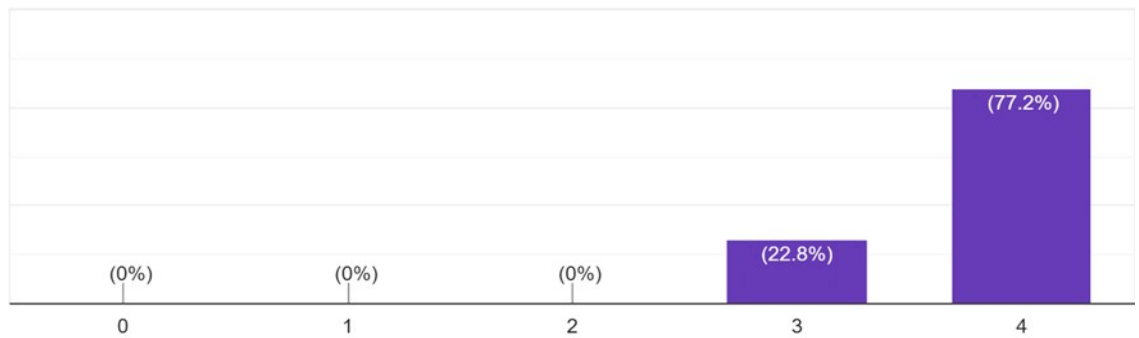
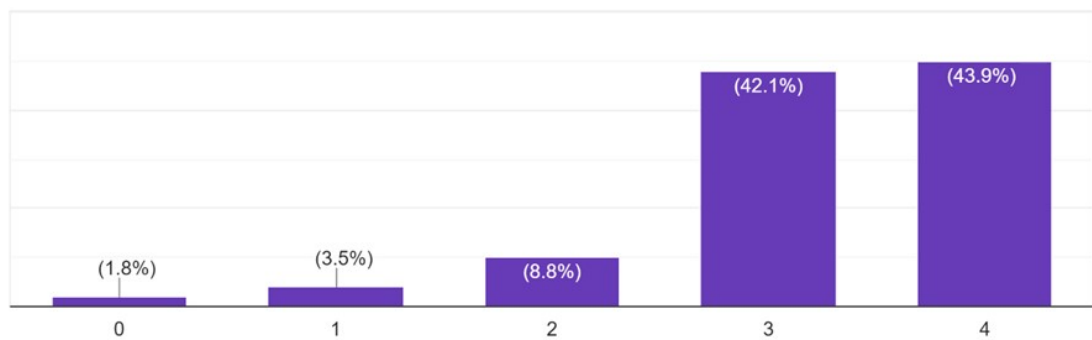


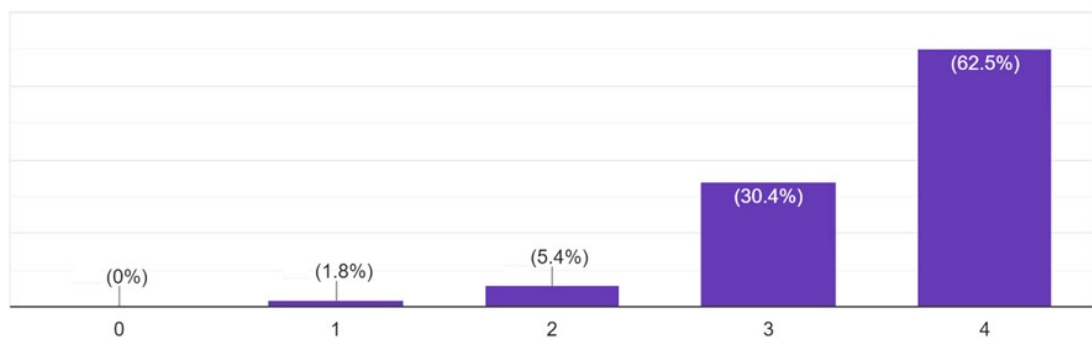
1. How much of the syllabus was covered in the class? 4 – 85 to 100%, 3 – 70 to 84%, 2 – 55 to 69%, 1– 30 to 54%, 0 –Below 30%



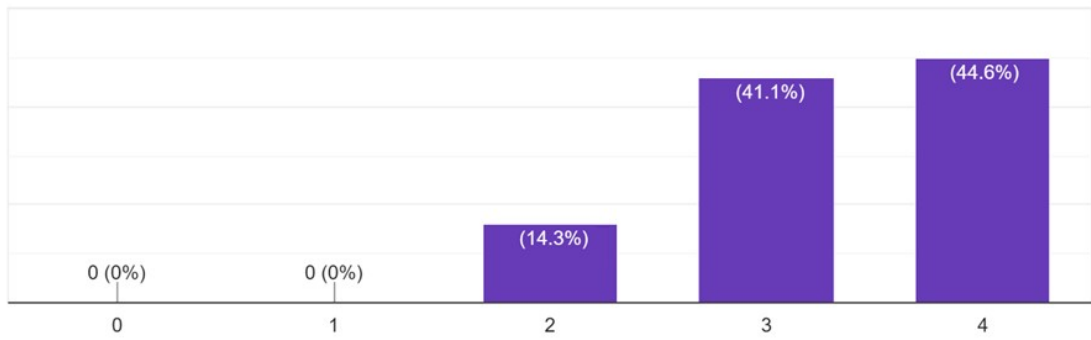
2. How well did the teachers prepare for the classes? 4 –Thoroughly, 3 – Satisfactorily, 2 – Poorly, 1 – Indifferently, 0 – Won't teach at all



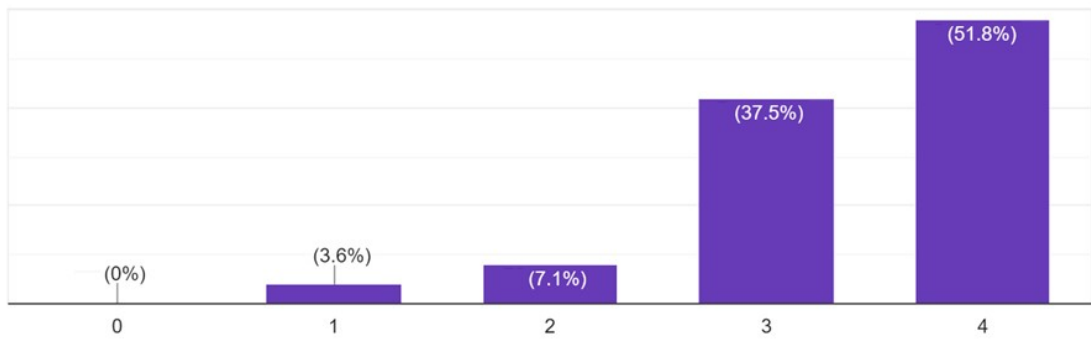
3. How well were the teachers able to communicate? 4 – Always effective, 3 – Sometimes effective, 2 – Just satisfactorily, 1– Generally ineffective, 0– Very poor communication



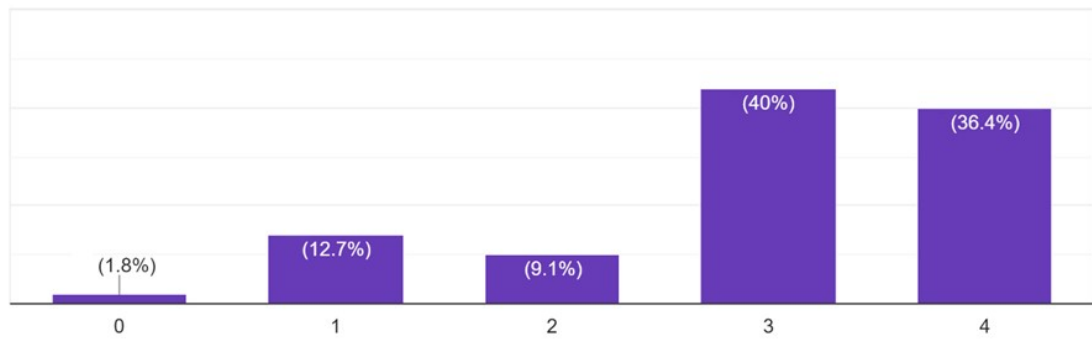
4. The teacher's approach to teaching can best be described as 4- Excellent, 3 - Very good, 2 - Good, 1 - Fair, 0- Poor



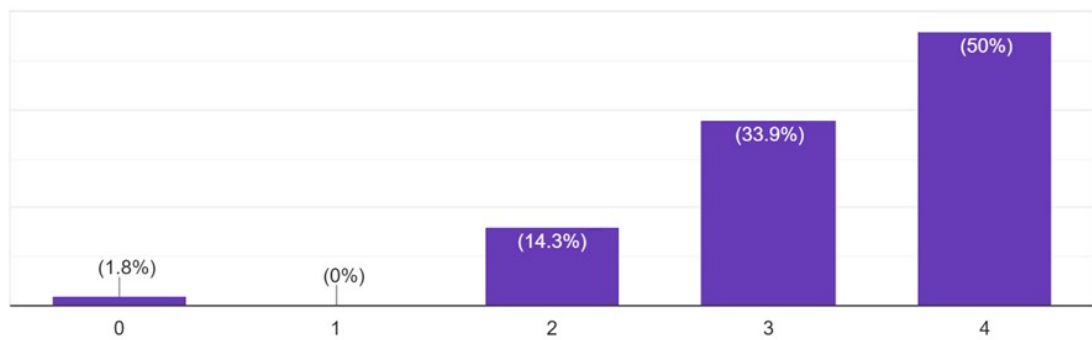
5. Fairness of the internal evaluation process by the teachers. 4 - Always fair, 3 - Usually fair, 2 - Sometimes unfair, 1 - Usually unfair, 0- Unfair



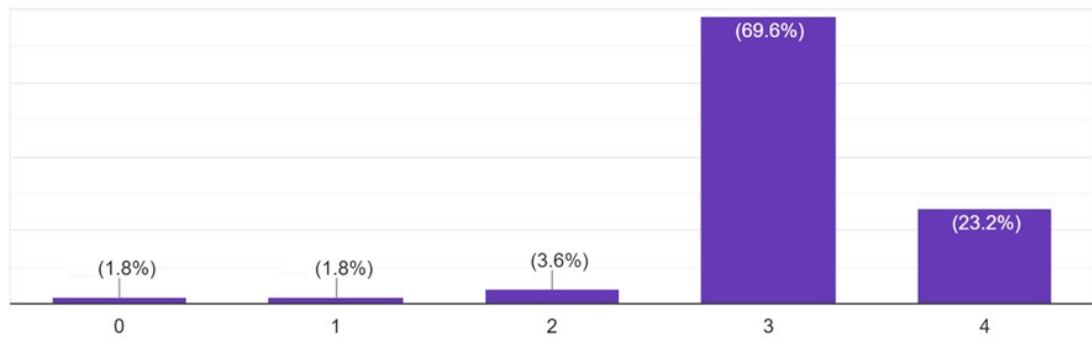
6. Was your performance in assignments discussed with you? 4 – Every time, 3 – Usually, 2 – Occasionally/Sometimes, 1 – Rarely, 0– Never



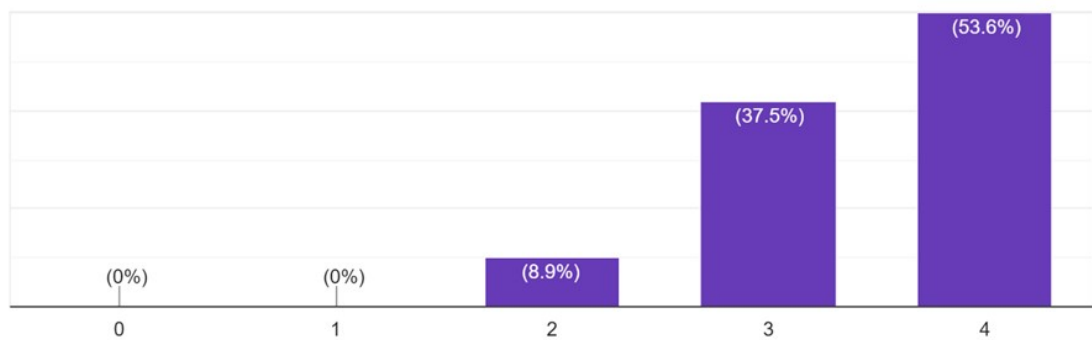
7. The institute takes active interest in promoting internship, student exchange, field visit opportunities for students. 4 – Regularly, 3 – Often, 2 – Sometimes, 1 – Rarely, 0– Never



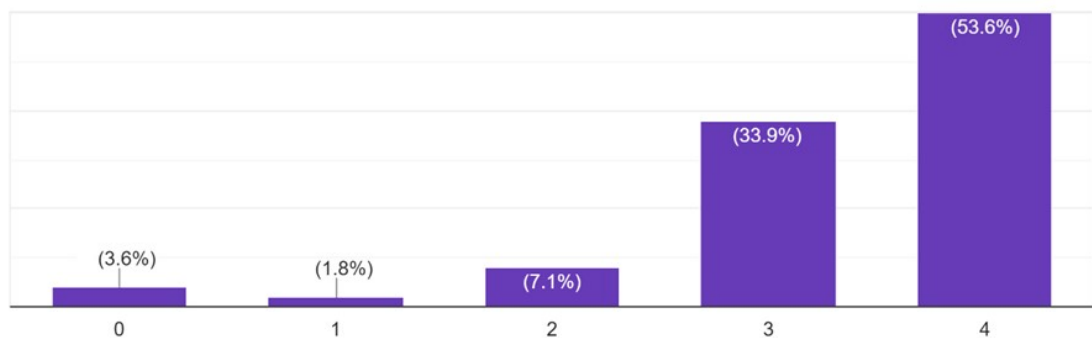
8. The teaching and mentoring process in your institution facilitates you in cognitive, social and emotional growth. 4 – Significantly, 3 – Very well, 2 – Moderately, 1 – Marginally, 0– Not at all



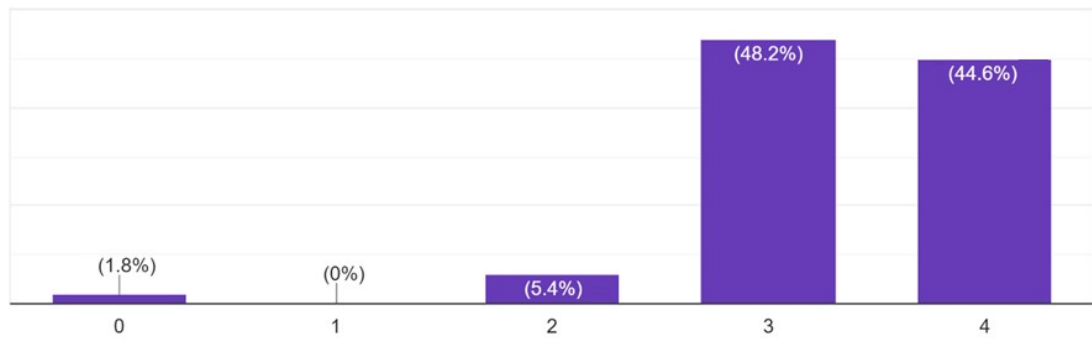
9. The institution provides multiple opportunities to learn and grow. 4 – Strongly agree, 3 – Agree, 2 – Neutral, 1 – Disagree, 0– Strongly disagree



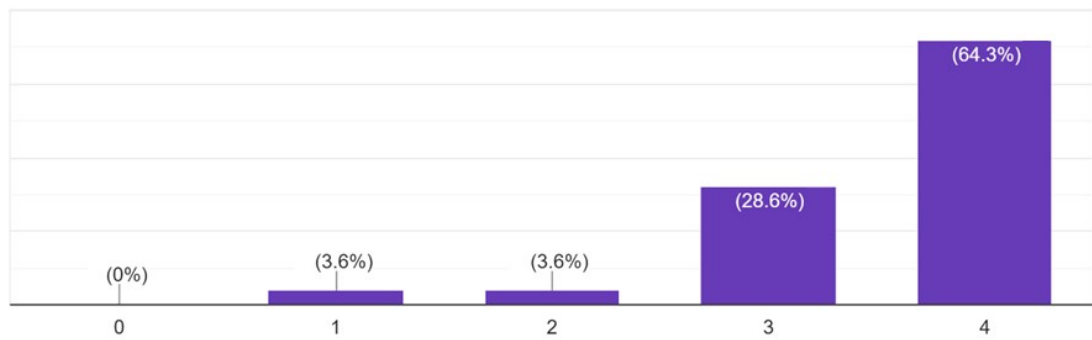
10. Teachers inform you about your expected competencies, course outcomes and programme outcomes. 4 – Every time, 3 – Usually, 2– Occasionally/Sometimes, 1 – Rarely, 0– Never



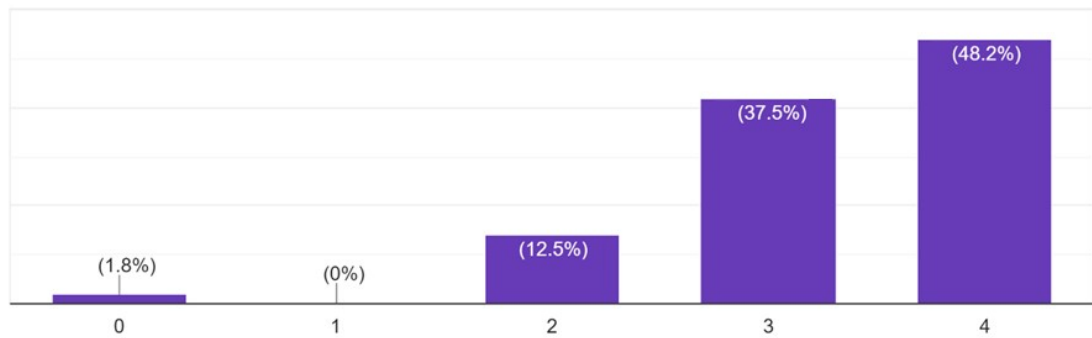
11. Your mentor does a necessary follow-up with an assigned task to you. 4 – Every time, 3 – Usually, 2 – Occasionally/Sometimes, 1 – Rarely, 0 – I don't have a mentor



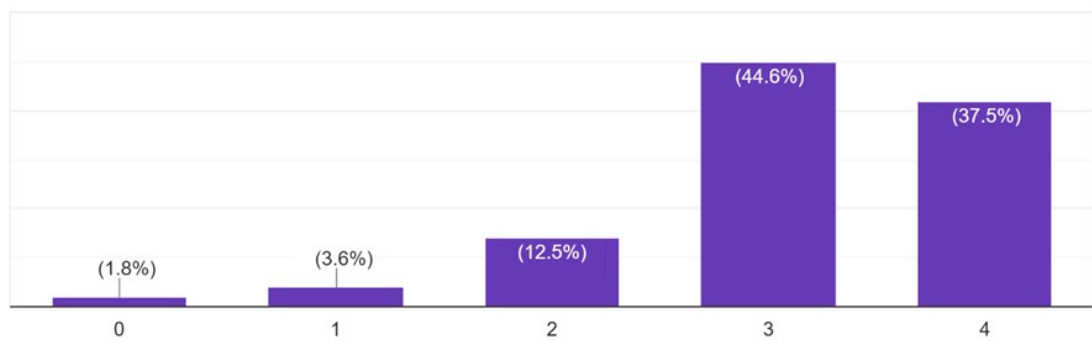
12. The teachers illustrate the concepts through examples and applications. 4 – Every time, 3 – Usually, 2 – Occasionally/Sometimes, 1 – Rarely, 0 – Never



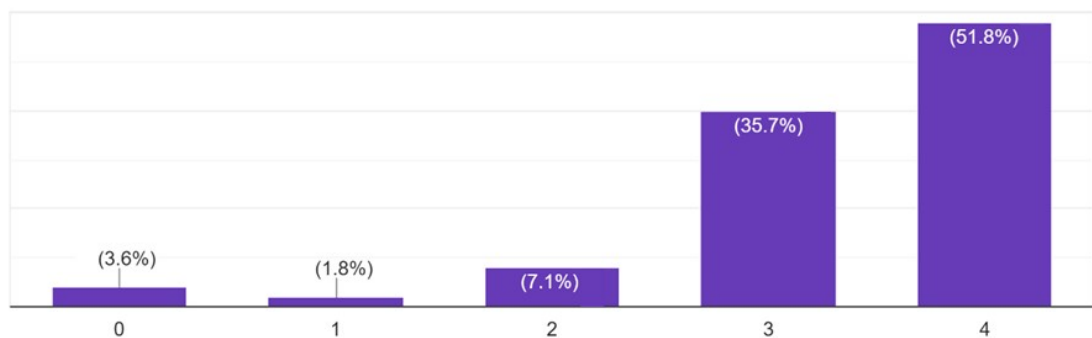
13. The teachers identify your strengths and encourage you with providing right level of challenges.
4 – Fully, 3 – Reasonably, 2 – Partially, 1 – Slightly, 0– Unable to



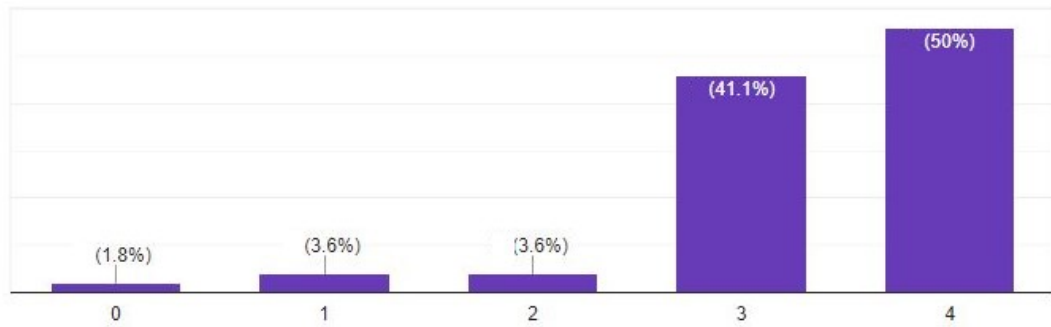
14. Teachers are able to identify your weaknesses and help you to overcome them. 4 – Every time, 3 – Usually, 2 – Occasionally/Sometimes, 1 – Rarely, 0 – Never



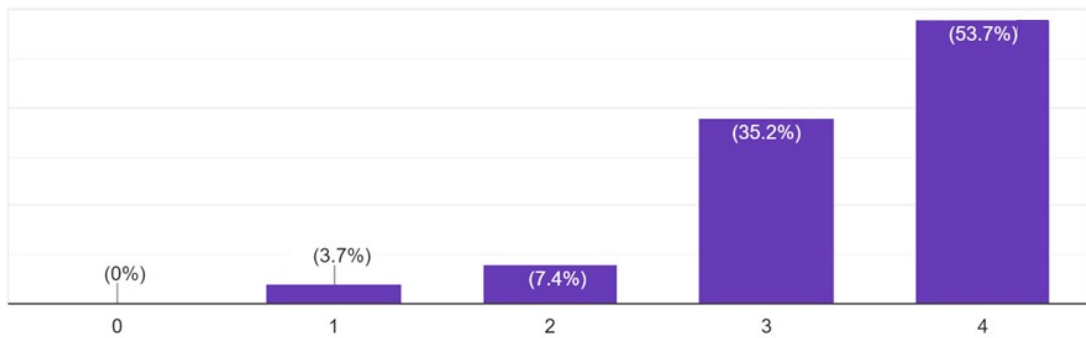
15. The institution makes effort to engage students in the monitoring, review and continuous quality improvement of the teaching learning proces..., 2 – Neutral, 1 – Disagree, 0 – Strongly disagree



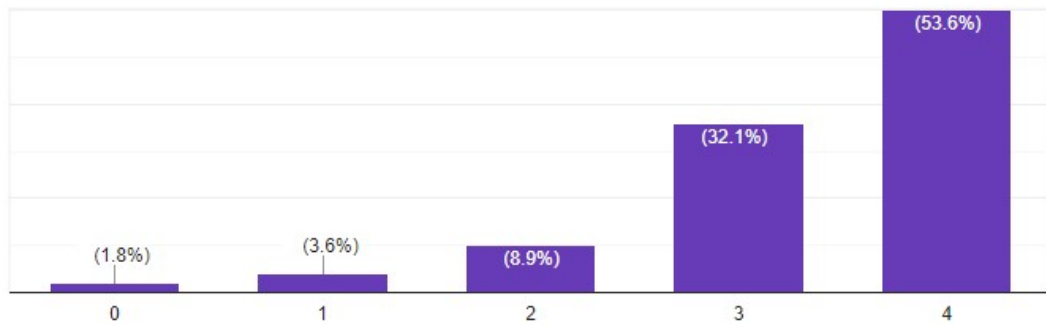
16. The institute/ teachers use student centric methods, such as experiential learning, participative learning and problem solving methodologies for enhancing learning experiences. 4 – To a great extent, 3 – Moderate, 2 – Some what, 1 – Very little, 0 – Not at all



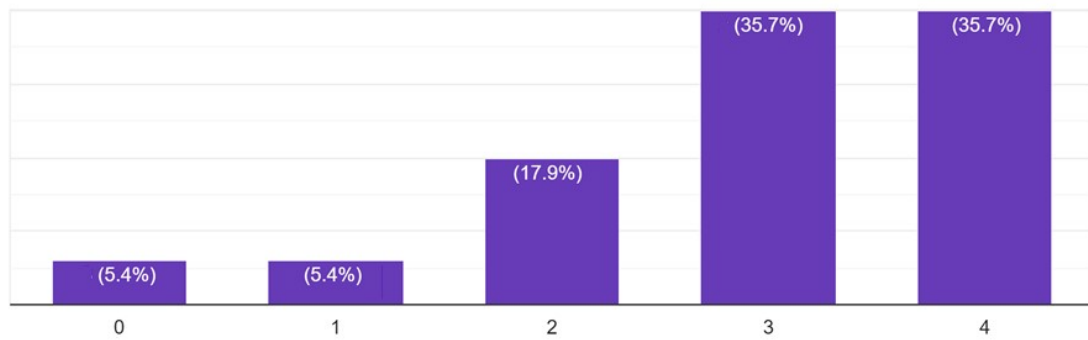
17. Teachers encourage you to participate in extracurricular activities. 4 – Strongly agree, 3 – Agree, 2 – Neutral, 1 – Disagree, 0 – Strongly disagree



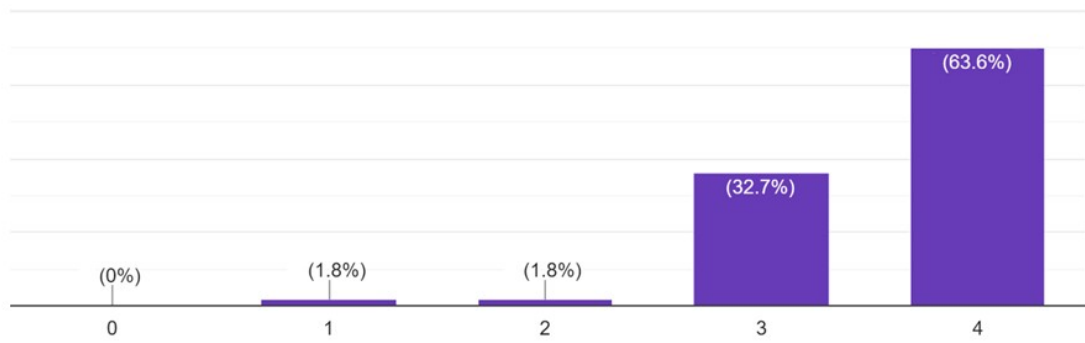
18. Efforts are made by the institute/ teachers to inculcate soft skills, life skills and employability skills to make you ready for the world of work. 4 – To a great extent, 3 – Moderate, 2 – Some what, 1 – Very little, 0 – Not at all



19. What percentage of teachers use ICT tools such as LCD projector, Multimedia, etc. while teaching. 4 – Above 90%, 3 – 70 – 89%, 2 – 50 – 69%, 1 – 30 – 49%, 0 – Below 29%



20. The overall quality of teaching-learning process in your institute is very good. 4 –Strongly agree, 3 – Agree, 2 – Neutral, 1 – Disagree, 0 – Strongly disagree



B) Age

